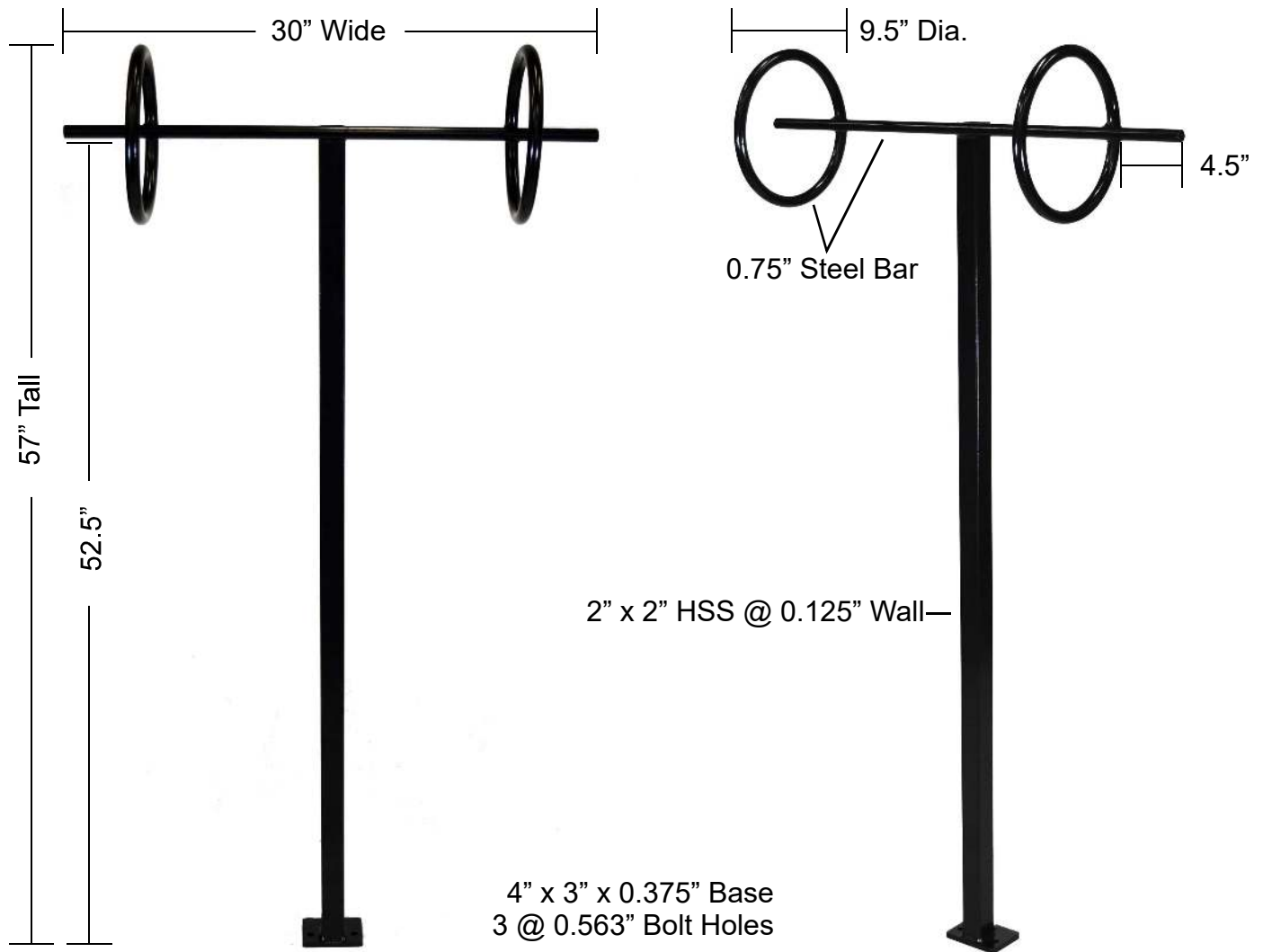


T-Ring Floor Mounted Bike Rack



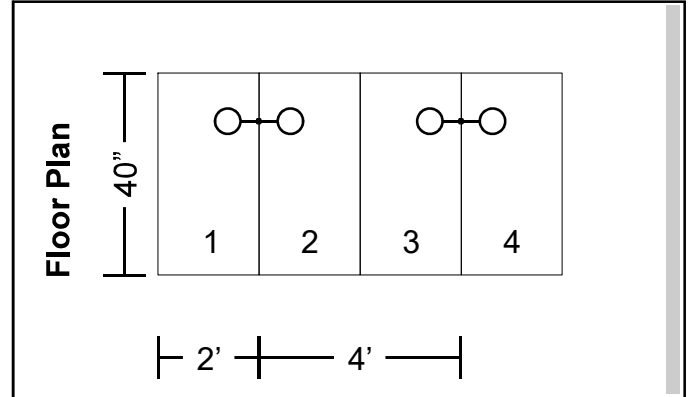
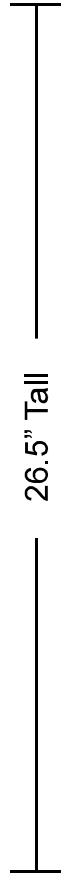
The T-Ring Class A Vertical Bike Rack affords vertical bike storage in places without a wall. Stable, compact and secure, the T-Ring's free-standing design enables more bikes in less floorspace.

Quality made from heavy-welded industrial steel, the T-Ring is affixed to a concrete floor using tamper-proof expansion anchors. Black powder coat. Available in single or double bike versions.

Manufactured in Vancouver by Advantage.

T-Ring Floor Mounted Bike Rack

Side View



Installation Instructions:

- 1 - Drill a 3/8" hole, 1.25" deep.
- 2 - Vacuum any drill dust from the hole.
- 3 - Align the rack's base plate with the hole.
- 4 - Hammer an anchor bolt into the base & hole.
- 5 - Hand-tighten the nut.
- 6 - Drill the second and third hole.
- 7 - Hammer an anchor bolt into the base & hole.
- 8 - Firmly tighten all nuts to expand the anchors.

