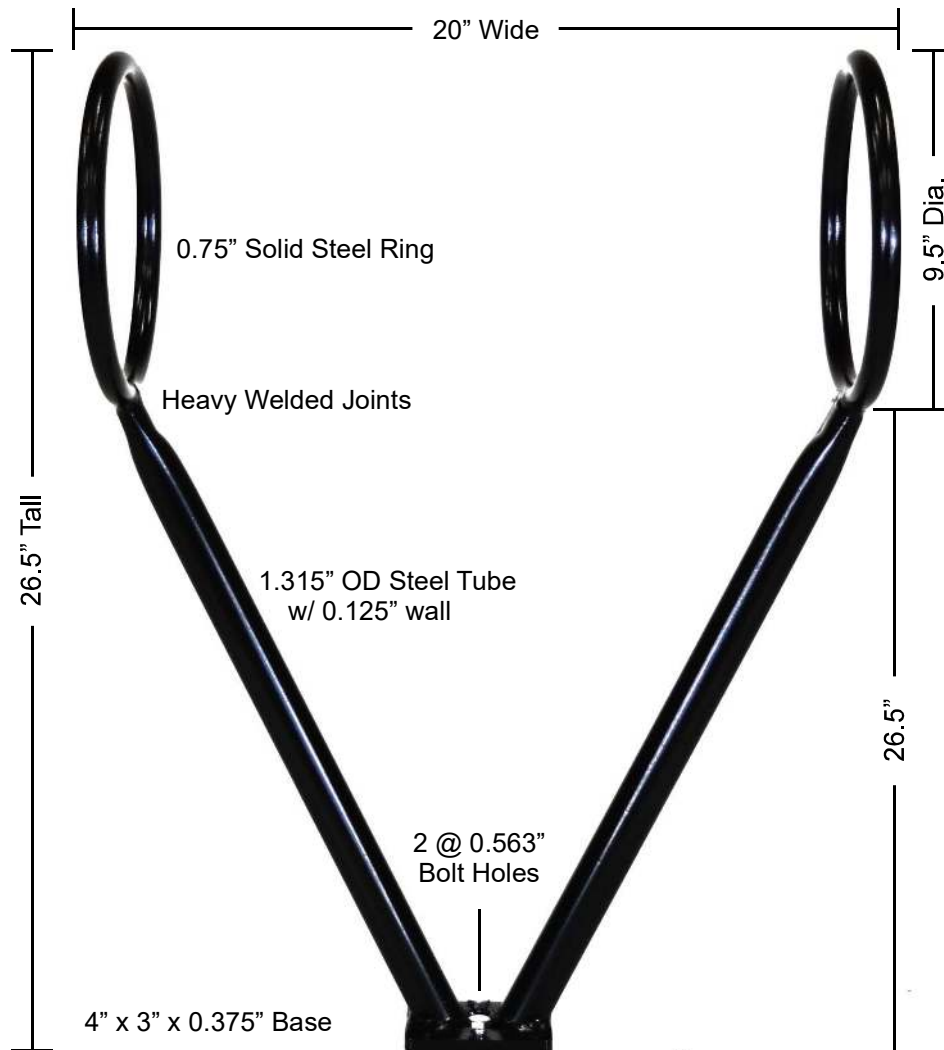


V-Ring Floor Mounted Bike Rack



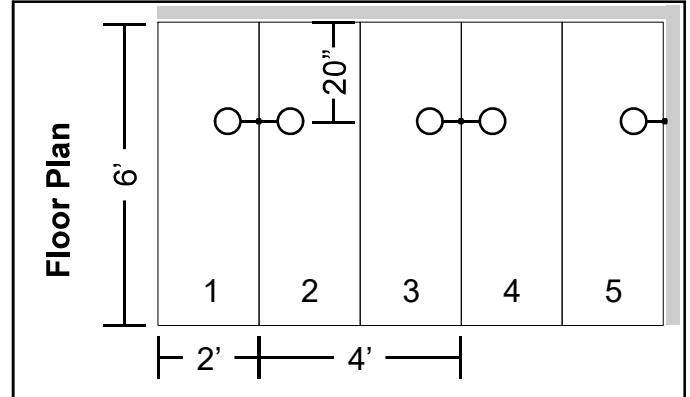

The V-Ring Class A Horizontal Bike Rack offers secure, stable bicycle parking for indoor bike rooms.

Quality made from thick welded steel, the V-Ring supports the bike above the centre of gravity, and allows both the frame and at least 1 wheel to be attached with a U-Lock, Cable Lock or chain.

Black powder coat. Available in 1 or 2 bike versions. Manufactured in Vancouver by Advantage.

V-Ring Floor Mounted Bike Rack

Single Bike Rack



Installation Instructions:

- 1 - Drill a 3/8" hole, 1.25" deep.
- 2 - Vacuum any drill dust from the hole.
- 3 - Align the rack's base plate with the hole.
- 4 - Hammer an anchor bolt into the base & hole.
- 5 - Hand-tighten the nut.
- 6 - Drill a second hole 1.75" from the first.
- 7 - Hammer an anchor bolt into the base & hole.
- 8 - Firmly tighten both nuts to expand the anchors.

